








### Weekly Plan 11<sup>th</sup> January 2021 Nursery

	Monday	Tuesday	Wednesday	Thursday	Friday
Activity 1 	<a href="#">PE</a> (Andy's workout)	<a href="#">PE</a> (Yoga)	<a href="#">PE</a> (Andy's workout)	<a href="#">PE</a> (Yoga)	<a href="#">PE</a> (Andy's workout)
Activity 2 	<a href="#">Alphablocks</a> (Listen to all the sounds in the alphabet) Look at the letters within your name. Say their sounds and practise writing at least the first letter. Talk about it being a big letter (capital) Can you spot the same letter anywhere else at home?	<a href="#">Alphablocks S</a> Look at the letter S and practice saying its sound. Look at its shape of the snake– 'Slither down the snake' Can you spot any words at home with the same letter? Say the sound and find four/five objects with the same sound. If you can play 'Kims game' hide all objects under a blanket and remove one. Which has been removed?	<a href="#">Super Smoothie</a> (Sun) Continue looking at the letter S and think of some names that begin with the same sound. Practise writing the same letter and/or snakes. Make a list of some words beginning with the 'S' and create a silly sentence, eg; Seven silly sausages saw six scary sharks swimming Continue playing the 'Kims game' possibly by adding more objects.	<a href="#">Alphablocks M</a> Look at the letter S and practice saying its sound. Look at its shape of the snake– 'Slither down the snake' Can you spot any words at home with the same letter? Say the sound and find four/five objects with the same sound. If you can play 'Kims game' hide all objects under a blanket and remove one. Which has been removed?	<a href="#">Super Smoothie</a> (moon) Continue looking at the letter S and think of some names that begin with the same sound. Practise writing the same letter and/or snakes. Make a list of some words beginning with the 'S' and create a silly sentence, eg; Seven silly sausages saw six scary sharks swimming Continue playing the 'Kims game' possibly by adding more objects.
Activity 3 	<a href="#">Maths- White Rose Alive in 5! Week 1 /Session 1</a> Sing a rhyme that counts back from 5. Challenge: <a href="#">nrich</a>	<a href="#">Maths - White Rose Alive in 5! Week 1 /Session 2</a> Draw a picture that represents 5 Challenge: Practice correct number formation of the numeral 5	<a href="#">Maths - White Rose Alive in 5! Week 1 /Session 3</a> Play a throwing game Challenge: Keep score using a tally chart for each player. Count up each tally at the end and write the numeral	<a href="#">Maths - White Rose Alive in 5! Week 1 /Session 4</a> Play a comparison game. Challenge: Make your own comparison cards.	<a href="#">Maths - White Rose Alive in 5! Week 1 /Session 5</a> Have a Teddy Bear's Picnic. Challenge: <a href="#">nrich</a>
Activity 4 	<a href="#">Literacy The Noisy House</a> Lesson 1	<a href="#">Literacy The Noisy House</a> Lesson 2	<a href="#">Literacy The Noisy House</a> Lesson 3	<a href="#">Literacy The Noisy House</a> Lesson 4	<a href="#">Literacy The Noisy House</a> Lesson 5
Activity 5 	<b>Topic- Where's Barnaby Bear?</b> Look at the picture of Barnaby Bear. What can you see in the picture? What do you think he is doing? Have you every travelled with suitcase? Where did you go? What might Barnaby do on his travels? Draw what he might pack in his suitcase. <a href="#">Attachment on home schooling page.</a> <b>Also see Tapestry Wednesday and Friday for more topic work!</b> <b>Challenge</b> Dress Barnaby for his first adventure <span style="margin-left: 100px;"><b>Barnaby bear</b></span> <span style="margin-left: 20px;"><a href="#">video 1</a></span> <span style="margin-left: 20px;"><a href="#">video 2</a></span> <span style="margin-left: 20px;"><a href="#">video 3</a></span>				
Activity 6 	Share a story – Enjoy a favourite or a new book together. Try a mixture of story and information books. Make predictions, join in with repeated language and discuss what you have read. Do you know other books like this or by the same author?				
Activity 7 	<a href="#">Prayer</a>				