








Weekly Plan 8th February 2021 Nursery

	Monday	Tuesday	Wednesday	Thursday	Friday
Activity 1 	<u>Boogie Beebies</u>	<u>Andy's wild workouts (Undergrowth)</u>	<u>Boogie Beebies</u>	<u>Andy's wild workouts (Artic)</u>	<u>Boogie Beebies</u>
Activity 2 	<u>Nellie and Ned a</u> Look at the letter 'a' and practice saying its sound. Look at its shape of the apple on the sound mat. 'Around the apple and down the leaf.' Can you spot any words at home with the same letter? Say the sound and find four/five objects or draw pictures with the same sound. Play 'Kims game' hide all objects under a blanket and remove one. Which has been removed?	An adult can Fred talk the sounds <u>Pick a picture</u> (phase 2) Continue looking at the letter a and think of some names that begin with the same sound. Together make a list of some words beginning with the 'a' and create a silly sentence, e.g. 8 angry ants eating apples.. Play mix and match game - have three different pictures robin (r)/ leg (l)/ apple (a) and mix a selection of objects to order their initial sound.	<u>Nellie and Ned d</u> Look at the letter 'd' and practice saying its sound. Look at its shape of the dinosaur—say 'down the dinosaurs bottom, up his tall neck & down to his toes.' Can you spot any words at home with the same letter? Say the sound and find four/five objects or draw pictures with the same sound. Play 'Kims game' hide all objects under a blanket and remove one. Which has been removed?	An adult can Fred talk the sounds <u>Pick a picture</u> (phase 2) Continue looking at the letter 'd' and think of some names that begin with the same sound. Practise writing the same letter or lines. Make a list of some words beginning with the 'd' and create a silly sentence, e.g. 2 dark dogs dancing to disco. Have three different pictures leg(l), apple(a)/dinosaur(d) and mix a selection of objects to order their initial sound.	<u>Rainbow song</u> (sing along to the nursery rhyme) Today is a listening and speaking day. We will be colour matching objects and talking about your favourite colour. Enjoy a game of eye spy but by saying the desired colour rather than sound. Together try a memory game using some of the objects of one colour. One person starts by saying a object, then the next has to add one object on eg. apple then apple, cherry, then apple, cherry, tomato
Activity 3 	<u>Maths Growing 6, 7, 8 Week 2</u>	<u>Maths Growing 6, 7, 8 Week 2</u>	<u>Maths Growing 6, 7, 8 Week 2</u>	<u>Maths Growing 6, 7, 8 Week 2</u>	<u>Maths Growing 6, 7, 8 Week 2</u>
Activity 4 	<u>Literacy – Bats Learn to Dance</u> Lesson 6	<u>Literacy – Bats Learn to Dance</u> Lesson 7	<u>Literacy – Bats Learn to Dance</u> Lesson 8	<u>Literacy – Bats Learn to Dance</u> Lesson 9	<u>Literacy – Bats Learn to Dance</u> Lesson 10
Activity 5 	Topic- Where's Barnaby Bear? <u>Chinese animals</u> This week Barnaby has travelled to China where is he exploring the sights and getting ready to celebrate the Luna New Year. To learn about China and the New Year celebrations we have included lots of extra optional activities downloadable on the school website week 6. Below are links to the Cheebies show 'Go Jetters' that have a few related episodes. <u>The Great Wall of China</u> <u>Hong Kong Harbour</u> <u>Rice Fields</u> You could investigate Chinese animals, environments, culture, celebrations or food. Don't forget to see Tapestry Memos for some more topic work on Wednesday and Friday.				
Activity 6 	Share a story – Enjoy a favourite or a new book together. Try a mixture of story and information books. Make predictions, join in with repeated language and discuss what you have read. Do you know other books like this or by the same author?				
Activity 7 	<u>Prayer</u> Using this timetable: We would expect children to gets lots of play opportunities once sessions have finished. Shorter bursts of adult led learning are always more successful. Challenges are for extension only they are not a necessary requirement. See resource on Home School page.				