

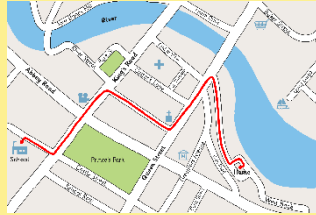
Our Local Area: Fieldwork



Key Words



fieldwork



street map



observe



record



route

locate
(find)

local area

safety

Fieldwork: Staying Safe

As part of our geography topic 'Our Local Area', you are going to go for a walk to observe what your local area is like.

Here are some tips to keep you safe.




Follow Instructions

Listen to instructions and follow what your grown ups say at all times.

Be Road Safety Aware

Keep to pavements at all times. Only cross roads when you are told to do so by an adult.



Be Observant

Follow any signposts that may be helpful on your walk.



While You Are Out

Look, listen, smell.

Use all your senses to observe your local area.



Use a map to follow the route you will take.



Ask questions!



Follow the fieldwork guidelines for staying safe at all times.



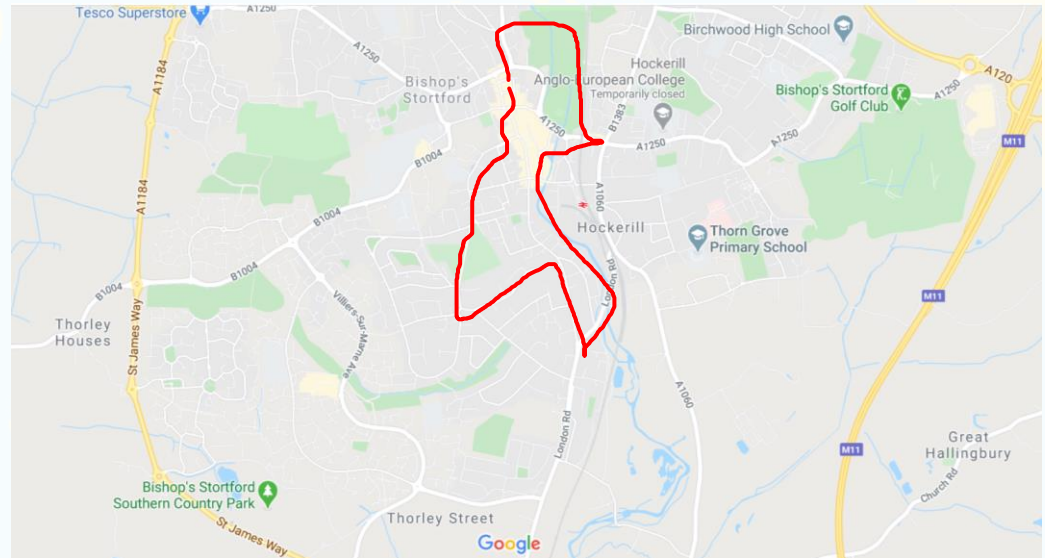
Your Fieldtrip



Print out a map of your local area before you go or use a map on your adult's phone if you have permission.

Plan a route before you go and draw it onto your map.

Check your map as you walk to make sure you are following your route carefully.



Some Questions To Think About

1. What did you see?
2. What did you hear?
3. Can you name 3 places you saw?
4. Can you name any streets you walked down?
5. Did you see any old buildings or landmarks?
6. How could you tell they were old?
7. Did you see any new buildings?
8. What plants/flowers/wildlife did you see?
9. What was your favourite place?
10. What do you like/dislike about your local area? Can you say why?

