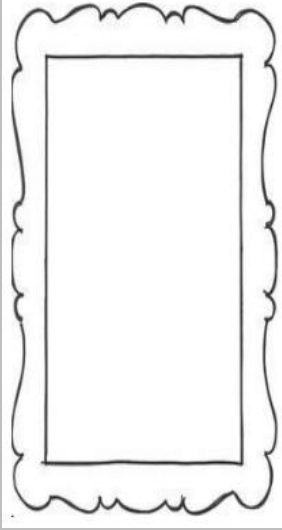






	Monday	Tuesday	Wednesday	Thursday	Friday
				Assembly – available from 11am	
Activity 1	English Day 1 Week 12 Monday	English Day 2 Week 12 Tuesday	English Day 3 Week 12 Wednesday	English Day 4 Week 12 Thursday	English Day 5 Week 12 Friday
Activity 2	Maths Lesson 1 – Week 12 Worksheet Answers	Maths Lesson 2 – Week 12 Worksheet Answers	Maths Lesson 3 – Week 12 Worksheet Answers	Maths Lesson 4 – Week 12 Worksheet Answers	Maths Lesson 5 – challenge
Activity 3	Purple Mash Activities – select weekly activities on the right hand side. Choose your age group (Diamond Class age 9-11). Select Week 4, then select Monday. There are some activities to work on here today.	Purple Mash Activities – select weekly activities on the right hand side. Choose your age group (Diamond Class age 9-11). Select Week 4, then select Tuesday. There are some activities to work on here today.	Purple Mash Activities – select weekly activities on the right hand side. Choose your age group (Diamond Class age 9-11). Select Week 4, then select Wednesday. There are some activities to work on here today.	Purple Mash Activities – select weekly activities on the right hand side. Choose your age group (Diamond Class age 9-11). Select Week 4, then select Thursday. There are some activities to work on here today.	Purple Mash Activities – select weekly activities on the right hand side. Choose your age group (Diamond Class age 9-11). Select Week 4, then select Friday. There are some activities to work on here today.

Activity 4	<p>MEMORIES Monday- Starting a new academic year is a time to say farewell to current teachers and classmates and hello to many new faces. It is important to think about your favourite memories. Can you create a drawing or art piece of your special memory and frame it in a hand-made photo frame. You may choose to draw a favourite lesson, a funny moment with friends, a school trip, your favourite teacher or a job role you were proud of. You may choose to decorate the photo frame using ideas provided or to craft their own using card. Click here for photo frame ideas. Share on the Purple Mash class blog or display board.</p> <p>ACHIEVEMENTS Tuesday- Every child is unique and special. Over the course of the last year, you have achieved so much. Whether that's learning your times tables, swimming without armbands or having the confidence to put your hand up in class and offer an answer. An achievement is something that has been accomplished through great effort, skill, perseverance or courage – can you mind map all of your achievements this year, both in school and outside of school. Look at the mind map with a parent and identify your greatest achievement. Can you write about this special achievement? How did you accomplish this? What barriers did you face? Who helped you? You could record this as a story featuring yourself as the main character, a newspaper report or even write a rap!</p> <p>SAYING FAREWELL Wednesday- Ending the academic year can be a time that is full of both happiness and sadness. However, whilst many aspects of school life change, many remain the same too. Can you discuss with a parent all of the similarities and differences between your current class and the new class that you will be going into – year 3s and 5s will be in the same class but what will be the same and what will be different? For example, year 4s will now get to learn how to play the violin, year 5s may get a chance to be the head girl or boy or take on another position of responsibility, year 3s will become the older children in the class and will have new teachers. Following this can you record the similarities and differences using a table. A new year is also a great time to make new friends. Can you create a poster that illustrates top tips for making friends and showing kindness? You could speak to family members or their own friends to gather some ideas first.</p> <p>INDIVIDUAL QUALITIES Thursday- Art can be a great tool for expressing yourself. Can you create a piece of artwork which represents your personality and highlights your individual qualities. This could be a picture or something more abstract using materials available at home. You may find listening to your favourite music while creating also helps. Once completed, can you discuss your artwork with a family member? What did you want to show in your work? How did you try to show off your personality through your artwork?</p> <p>GOAL SETTING Friday- Setting goals is an excellent way to try and achieve things that you might not think is possible. Goal setting also helps you feel proud and happy when you achieve the target you've set. Create a 'Wheel of Fortune'</p>
------------	---

	with a parent if possible (see below). Use the headings: Learning, Friendships, Physical Challenge, Wellbeing and Family. Under each heading, write a goal thinking carefully about how long it will take to achieve it, who or what can help you and any difficulties you may have to overcome.				
	Some ideas of how you could set out your work				
	Memories	Achievements	Saying Farewell	Individual Qualities	Goal Setting
					
	Times Tables Rock Stars	Times Tables Rock Stars	Times Tables Rock Stars	Times Tables Rock Stars	Times Tables Rock Stars
	Childline has some easy-to-do activities around boosting confidence.				